



2022 PROGRESS REPORT

ifba
INTERNATIONAL
FOOD & BEVERAGE
ALLIANCE

THE *Coca-Cola* COMPANY

FERRERO

 **General
Mills**

GRUPO
BIMBO
NOURISHING A BETTER WORLD

**KELLOGG
COMPANY**

Mondelēz
International
SNACKING MADE RIGHT

 **PEPSICO**

2022 PROGRESS REPORT

2022 proved to be another year of challenges for the world – from the war in Ukraine to disruptions in the global supply chain, from rising inflation and economic uncertainty due to energy shortages and the effects of climate change.

However, even in the face of this challenging environment, members of the International Food & Beverage Alliance (IFBA) remained committed to their goal of helping to improve global health and nutrition.

IFBA's core work is focused on the areas where we can make a difference and have a lasting impact on the health and wellbeing of people around the world: food reformulation and innovation for better nutrition; empowering people with nutrition information to help them make informed dietary choices for themselves and their families; marketing responsibly; and promoting healthy, sustainable living among our employees and the communities around the world where we operate.

Jump to →



**PRODUCT
FORMULATION
AND INNOVATION**



**NUTRITION
INFORMATION**



**RESPONSIBLE
MARKETING**



**HEALTHY,
SUSTAINABLE
LIVING**



**SUSTAINABLE
SOURCING**


2022 Progress

During 2022, members continued to improve the nutritional quality of their products – further reducing fat, sugar and salt and increasing essential nutrients and food groups to encourage, such as grains, fibre, fruits, vegetables, protein and low-fat dairy, to ensure the incorporation of healthier, nutrient-dense products that contribute to well-balanced diets.

We launched more low- and no-calorie products and portion control options and provided portion guidance to help people to enjoy their favourite foods as part of a varied diet.

To help address nutritional gaps, alleviate undernutrition and reduce the risk of malnutrition, IFBA members fortify commonly consumed foods and beverages, such as cereals, breads, milk and juices, with essential micronutrients, and deliver nutrient-dense products at affordable prices.

We are helping consumers to make healthier food choices. We provide people with clear, fact- and science-based nutrition information on packaging, at point of sale and online to help them meet dietary



Photographer Credit

recommendations and build healthy eating patterns. In 2022, 99.5% of IFBA members' products globally display nutritional information on pack and 92.4% display calories front-of-pack.

We support the United Nations (UN), the World Health Organization (WHO) and government strategies aimed at improving global health and nutrition through a set of substantial and progressive actions. In May 2019, IFBA committed to ensure that all of their products worldwide would meet the WHO's objective to phase out industrially produced trans fat from the global food supply by 2023. By the end of 2022, IFBA members had achieved 100% compliance with this commitment. In support of the WHO's recommendation to reduce dietary intake of salt, and building

on members' successful efforts on sodium reduction over more than two decades, in 2021, IFBA launched the first ever collective commitment by the food industry to implement globally set standardized targets for sodium reduction in manufactured foods. These targets will result in further reformulation and innovation in major global brands.

For members' progress achieved during 2022, read the [IFBA Global Sodium Commitment 2025-2030 Interim Report](#).

Core to IFBA's mission is a 2008 policy to change the way food and beverage products are marketed to children around the world and to monitor and report publicly on members' compliance with this policy. The actions we have taken since 2008 have led to positive changes in the marketplace. Children's exposure to ads for high fat, sugar and salt products has been substantially reduced and currently is very low, while their exposure to products compatible with a balanced diet and healthy lifestyle has increased. The nutritional composition of foods has improved - foods are overall more nutrient-dense, providing lower amounts of fat, sugar and salt while providing important nutrients such as calcium and vitamin D to children's diets. IFBA members' strict commitment



The International Food & Beverage Alliance

The International Food & Beverage Alliance (IFBA) is a group of international food and beverage companies - The Coca-Cola Company, Ferrero, General Mills, Grupo Bimbo, Kellanova (formerly Kellogg Company), Mondelez International and PepsiCo - established in 2008 with a mandate to help consumers around the world achieve balanced diets and healthy, sustainable lifestyles. IFBA is a non-commercial, non-profit making organization, in special consultative status with ECOSOC. In 2022, IFBA members employed more than 732,000 people worldwide and had combined net revenues of more than USD 211 billion.



to responsible marketing and the global policy has been demonstrated by high rates of compliance over the years. In 2022, third-party analysis of members' marketing activities in a globally representative sample of markets, confirmed continued high rates of compliance with the commitment.

Read the [IFBA 2022 Global Marketing Policy Compliance Report](#).

Working in partnership with UN agencies, governments, NGOs and industry peers, IFBA members have continued to create and develop programmes aimed at improving the health and wellbeing of their employees and the people in the communities where they operate around the world.

Read the section on [Healthy, Sustainable Living](#).

Our material issues

In 2022, IFBA conducted a materiality study to understand where the food and beverage industry can have the greatest impact on health and nutrition in society and which issues are most important to our stakeholders. A variety of issues were tested among global stakeholders and the top priority issues that emerged included all of the core priorities of IFBA, focused on product portfolios, labelling and marketing first adopted in 2008.

Read the section on [Our Material Issues](#).

Looking forward

The world's population is growing and estimated to reach close to 10 billion people by 2050. Feeding humankind in the face of depleting natural resources, climate extremes, conflict and economic upsets will continue to be a global challenge.

Processed foods are a vital part of the world's food supply, providing nutritious, accessible and affordable food; ensuring food safety; increasing sustainable agricultural productivity; reducing the environmental impact of

manufacturing and processing operations; reducing food loss and waste; and ensuring food and nutrition security.

As leading global food and beverage manufacturers, we support the UN Sustainable Development Goals (SDGs) and are committed to help build a sustainable food system that advances food security, protects the environment and ensures economic opportunity while delivering healthy, sustainable diets to people around the world. We will do our part, using our global reach and scope to help shape a better and healthier world for people and the planet. However, we cannot do it alone. Collaboration and meaningful partnerships among all stakeholders is essential if we are to realize a healthy, sustainable and inclusive food system, capable of achieving the world's development goals.

OUR MATERIAL ISSUES

To understand where the food and beverage industry can have the greatest impact on health and nutrition in society, in 2022, IFBA partnered with GlobeScan, the independent, international insights and advisory consultancy to conduct a materiality study among key external and internal stakeholders. These stakeholders represented a broad range of expertise, from academia, NGOs, healthcare practitioners, policy makers, consumers, investors, suppliers, mass and specialist media as well as IFBA member stakeholders from R&D, Corporate Affairs, Public Affairs, Marketing, Strategy and Sustainability.

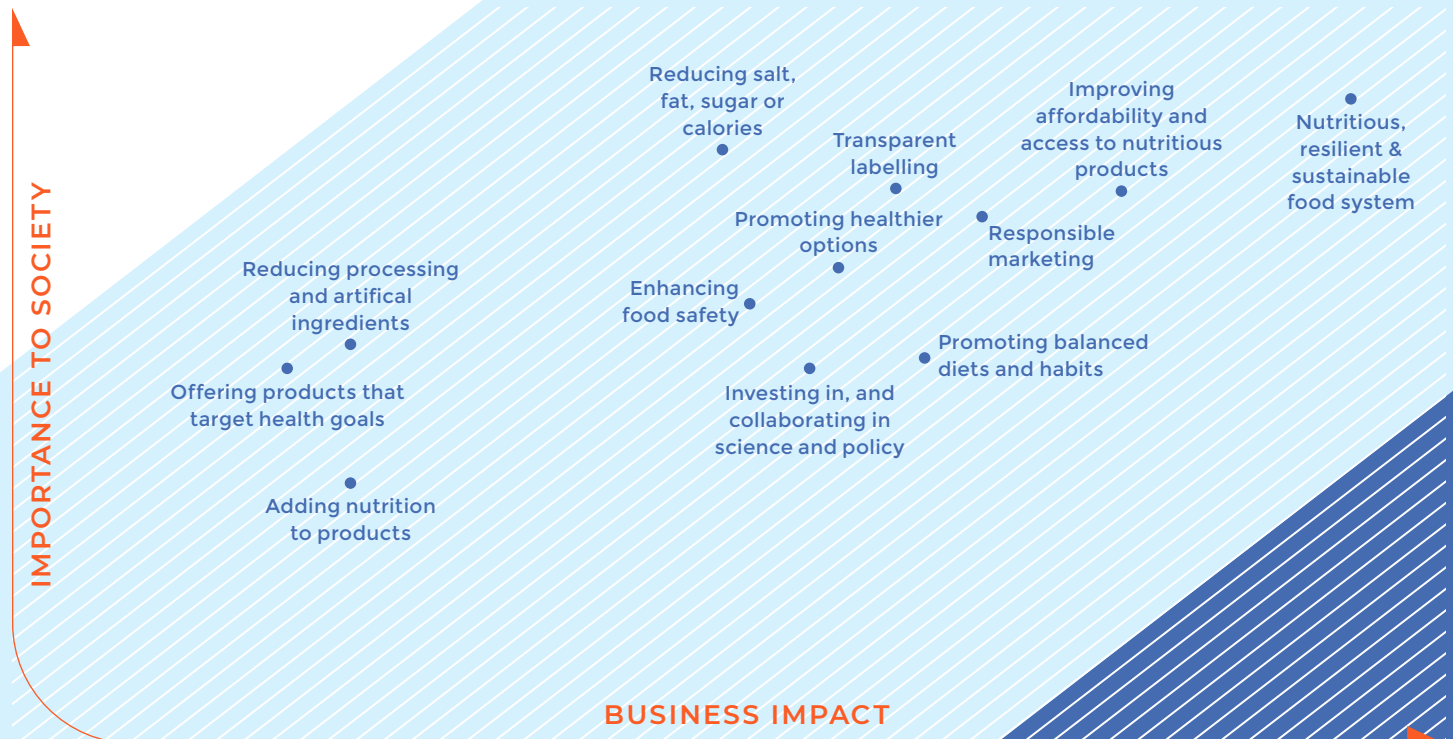
One hundred and six global stakeholders completed an online survey to identify and prioritize issues, risks and opportunities and 27 global stakeholders participated in a qualitative survey.

Key findings

- ▶ **Issues:** IFBA's initial focus areas of product portfolio change, labelling and responsible marketing (adopted in 2008) are the right high priority areas. However, they need to be further aligned with the sustainability and affordability/access challenges that the food system faces.
- ▶ **Leadership:** There is a strong expectation from stakeholders that industry collaborations, like IFBA, should play a leading role in creating the change that we all need. This is second only to government as the group which should play the largest leadership role.
- ▶ **Collaboration:** Stakeholders are interested in IFBA collaborating more externally, increasing engagement and communication.

Our strategic review in 2022 and 2023 has resulted in adjustments that reflect the outcomes of the materiality study.

The Materiality Matrix



PRODUCT FORMULATION & INNOVATION

Improve and innovate products with the goal of making available food choices that help people eat healthy, balanced diets

Key Goals

- ▶ Phase out industrially produced trans fat from the global food supply by 2023 in line with the WHO's standard¹
2022 Status: **Achieved**
- ▶ Implement globally set standardized targets to reduce sodium content in foods by 2025 and 2030
2022 Status: **On track²**

FBA members continue to innovate and expand their portfolios, producing safe, nutritious, affordable, high quality and enjoyable products that positively impact the diets of people around the world. Members set standards for nutrients to limit such as saturated fat, trans fat, sodium and added sugars that can contribute to the risk of certain NCDs when consumed in excess. We also set standards for nutrients, such as fibre, vitamins and minerals, and food groups to encourage, such as grains, fruits and vegetable and low-fat dairy, that contribute to well-balanced diets. We launched more low- and no-calorie products and portion control options which help people to enjoy their favourite foods as part of a varied diet. We continue to improve the nutritional quality of our products and are helping to alleviate undernutrition and reduce

1 IFBA members committed not to exceed 2 g iTFA per 100 g fat/oil which is in line with the WHO's recommendations to national governments.

2 Read The [IFBA Global Sodium Commitment 2025 & 2030 Interim Report](#)



ALIGNS WITH
U.N. SUSTAINABLE
DEVELOPMENT
GOALS



the risk of malnutrition by fortifying commonly consumed foods and beverages with essential micronutrients such as iron, Vitamin A and iodine.

2022 Progress

IFBA members' product reformulation and innovation efforts are helping consumers to meet dietary recommendations and build a healthy, balanced diet. For example:

- ▶ A study in the U.K. in 2022 found that the average U.K. shopping basket is healthier today - with 13% fewer calories, 15% fewer sugars and 24% less salt - than in 2015.³
- ▶ UNESDA, the European soft drinks industry, which includes among its members, The Coca-Cola Company and PepsiCo, reported a 7.6% reduction in average added sugars in its soft drinks between 2019 and 2022, representing an overall 28.6% reduction across the EU and U.K. since 2000.⁴

³ Food and Drink Federation (FDF). Kantar Worldpanel Take Home data for FDF members, total nutrient volumes in 2022 vs 2015.

⁴ Survey by GlobalData, a data analytics and consulting company. UNESDA is on track to meet its commitment to reduce average added sugars in its beverages by a further 10% in the EU and in the U.K. between 2019 and 2025. When completed, this will represent a 33% average sugar reduction as compared to 2000.



FERRERO

Most products are offered as single-wrapped servings

86%

of marketed volume had a serving size of 130 kcal or fewer; 65% have a serving size of 100 kcal or fewer; 91% exceeded 150 kcal per serving

Majority of SKUs within the historical brands have

≤27mg
of sodium per serving

86%

of marketed volume had a low Glycaemic Index (GI)¹

GENERAL MILLS

40%

of global volume met the Nutrition-Forward Foods criteria²

99%

of the cereal portfolio provides at least 8 g of whole grain per labelled serving

56%

of the yogurt portfolio provides at least ½ serving of low- or non-fat dairy

80%

of the snack bar portfolio provides at least 8 g of whole grain or ½ serving of nuts or seeds

THE COCA-COLA COMPANY

900K+

tonnes of added sugar removed from 1,000+ beverages 2017-2022

19

of top 20 brands are reduced-sugar or zero-sugar, or have a reduced-sugar or zero-sugar option

29%

of volume sold was low- or no-calorie

~68%

of beverage products have less than 100 calories per 12-ounce serving

¹ Of 84% of the core marketed volumes. The GI ranks carbohydrate in foods according to how they affect blood glucose levels. There is scientific consensus supporting the positive effects of a low GI value (55 or less) diet.

² The Nutrition-Forward Foods criteria means at least 8 g of whole grain, a ½ serving of low- or non-fat dairy per regional definition, or a ½ serving of fruits, vegetables or nuts/seeds OR Meet U.S. Food and Drug Administration's Healthy criteria: 21 Code of Federal Regulations 101.65.



GRUPO BIMBO

98%

of the daily consumption portfolio of bread, buns, rolls and breakfast items is free of artificial flavours and colours (2025 Goal: 100%)

96%

of the daily consumption portfolio complied with the sodium, saturated and trans fatty acids and added sugar levels established in Grupo Bimbo's Nutritional Guideines.³

99%

of specialty grain breads, buns and rolls met Grupo Bimbo's Positive Nutrition parameters⁴

35%

of product sales come from food with ≥ 3.5 stars per the Health Star Rating⁵

³ The Guidelines encompass four lines of action – Clean Labelling, Positive Nutrition, Smart Choices and Fortification
⁴ Products seek a balance between nutrients to be reduced and encouraged in the diet using the methodology established in the Health Star Rating System to evaluate recipes' nutritional balance and quality.
⁵ The Health Star Rating System rates the general nutritional profile of products from ½ star to 5 stars based on nutrient content, food groups to promote and nutrients to limit.

KELLOGG COMPANY

86%

of products met the Kellogg Global Nutrition Criteria for sugar⁶

93%

of products met the Kellogg Global Nutrition Criteria for sodium

58%

of foods contain at least a good source of fibre (per Codex)

90+%

of the product portfolio is plant-based and includes cereals, snacks, and veggie foods which are often affordable, accessible options

⁶ The Global Nutrition Criteria applies to all global categories, includes components to encourage as well as those nutrients to be limited and lowers previous nutrition criteria on nutrients to limit.

MONDELÉZ INTERNATIONAL

Expanding portion education tools - both on-pack and online - to further illustrate the size of a standard portion and the number of calories consumed per portion

90+%

of product portfolio in China is either an individually wrapped mindful portion (<200 calories) or has mindful portion labelling on pack

OREO and Good Thins Gluten Free launched in Canada and the U.S.A.

Cadbury Mini Bars, launched in Southeast Asia with

80

calories per bar

PEPSICO

56%

of the beverage portfolio volume contained no more than 100 Calories from added sugar per 12 oz. serving (2025 Goal: 67%)⁷

75%

of convenient foods volume met the target of 1.1 g of saturated fat per 100 Calories, meeting the goal of ≤75% by 2025, 4 years ahead of schedule⁸

68%

of convenient foods volume met the target of 1.3 mg of sodium per Calorie (2025 Goal: 75%)⁹

⁷ In the top 26 beverage markets which represent 78% of global beverage volume as of 2022.
⁸ Based on 2022 data in PepsiCo's Top 23 food markets, which represent 86% of their global convenient foods volume. Results reflect exclusion of Be & Cheery portfolio.
⁹ Based on 2022 data in PepsiCo's Top 23 food markets, which represent 86% of their global convenient foods volume. Results reflect exclusion of Be & Cheery portfolio.



THE IFBA GLOBAL SODIUM COMMITMENT

2025 & 2030 Interim Report

Reducing sodium intake is a key global public health priority identified by the WHO as a measure to help promote a healthy diet and accelerate progress towards achieving several of the global NCD targets and SDGs. In support of these goals, in December 2021, at the Tokyo Nutrition for Growth Summit, we launched the IFBA Global Sodium Commitment 2025 & 2030 – the first-ever collective commitment by the food industry to implement globally set standardized category-specific targets for sodium reduction in manufactured foods. The targets apply to the reformulation of existing products and new product development and are to be achieved incrementally by 2025 and 2030. The Interim Report covers 10 product categories and 31 sub-categories, representing the product categories in IFBA members' product portfolios capable of having the greatest impact on global sodium consumption.

IFBA members committed to report annually on their progress and we are pleased to present the first report for the fiscal year beginning 2022. Progress is measured against the following metrics:

- ▶ Confirmation that the combined volume of food categories that is included in an individual member's commitment represents at least 75% of said member's sodium-relevant foods portfolio
2022 Status: Achieved
- ▶ The percentage of the volume within the product categories in compliance with the IFBA Global Sodium Commitment 2025 & 2030. Compliance will be reached at 90% for 2025 and 75% for 2030



2022 Progress % Compliance, by IFBA Category

	2025 Target - 90%	2030 Target - 75%
BAKED GOODS	91.2%	83.1%
BISCUITS	83.8%	74.2%
BREAKFAST CEREALS	87.9%	78.9%
CONDIMENTS & DRESSINGS	90%	75%
MEAT ALTERNATIVES	94.1%	–
PIZZA	90%	75%
READY MEALS & MEAL CENTRES	90%	75%
SNACKS	86.7%	75.6%
SNACK BARS	88.5%	73%
SOUPS	90%	75%

Read the [IFBA Global Sodium Commitment 2025 & 2030 Interim Report](#)



NUTRITION INFORMATION

Provide clear, fact-based nutrition information to enable consumers to make informed choices



We place a high priority on making it easy for consumers to understand the nutritional content of our foods and beverages and empower them to make informed, dietary choices. We provide clear, accessible information about ingredients and nutrition information on packaging, at point of sale and online.

IFBA members adopted a set of labelling guidelines, “Principles for a global approach to fact-based nutritional labelling,” implemented during 2014-2016 which establishes the minimum standards which all members apply to on-pack labels globally.

We display:

- ▶ on the side and/or back-of-pack, nutrition information per serving or per 100 g/ml of energy (as calories, kilocalories or kilojoules) and key nutrients – e.g. protein, total fat, saturated fat, carbohydrates, sugars, fibre and sodium – and, where applicable, how each contributes to the diet as a percentage of the daily reference intake guidance; and
- ▶ energy (as calories, kilocalories or kilojoules) on the front-of-pack of eligible products (unless prohibited by national laws and regulations).

IFBA members comply with all relevant labelling laws and regulations in all markets where their



ALIGNS WITH
U.N. SUSTAINABLE
DEVELOPMENT
GOALS



products are sold. Where such regulations do not exist, nutrition information is provided in line with Codex Alimentarius, the body established by the Food and Agriculture Organization of the UN and the WHO to develop international food standards.

Read the [Principles for a global approach to fact-based nutritional labelling](#)

Front-of-pack labelling systems (FOPNLs) provide consumers with simple, user-friendly nutrition information at a glance and are recognized as a cost-effective strategy to help consumers make healthier choices and improve dietary habits. IFBA members have implemented FOPNLs around the world on a voluntary basis or as required by regulation.

We understand consumers are increasingly looking for more information about the foods and beverages they consume. Beyond the product label, some IFBA members are implementing a number of tools on packaging and through websites and other marketing channels to increase product transparency and provide portion and consumption guidance to support balanced eating. For example:

- ▶ QR codes on packaging provide consumers with easy and instantaneous access to more product information beyond what is on the product label, and can include information from its benefits to allergens, to where ingredients are sourced or how to recycle the product package.
- ▶ Specialty labels, such as Be treatwise® directs consumers to an educational website to help families develop a balanced approach to the consumption of treats. The Whole Grain stamp on packaging which encourages the consumption of whole grains.

2022 Progress

99.5%¹

IFBA members' products globally display nutritional information on pack²

92.4%³

IFBA members' products globally display calories front-of-pack⁴

¹ Six companies reporting

² IFBA does not have a common standard of measurement for reporting on this metric as members report either in volumes sold or net sales. Therefore, the number represents a simple estimated average of the percentages reported by members without regard to the measurement used.

³ Five companies reporting

⁴ Excludes countries where labelling calories front-of-pack is prohibited by regulation and excludes certain products listed in IFBA's "Principles for a global approach to fact-based nutrition labelling" and certain product where regulatory exemptions apply.



RESPONSIBLE MARKETING

Extend responsible advertising and marketing initiatives to children globally



Core to IFBA's mission, is a commitment to change the way food and beverage products are marketed to children.

First introduced in 2008, IFBA's Global Responsible Marketing Policy (the IFBA Global Policy) set a common standard for how IFBA members market their products to children around the world. The policy has evolved over the years to include additional restrictions and to accommodate a changing media environment. The most recent update which came into force on 1 January 2022 expanded the commitment to include children under the age of 13 (from age 12) and programming with an audience of 30% or more children (from 35%) and introduced a set of global nutrition criteria which governs what products can be advertised to children under the age of 13.

Some IFBA members do not market their products at all to children under 13 and other members have adopted responsible marketing policies that go further than the IFBA Global Policy.

We have worked hard to engage others in the food industry to follow our criteria for responsible marketing to children. Regional or national industry-led voluntary pledges, based on the core tenets of the IFBA Global Policy have been adopted by local manufacturers in more than 50 markets worldwide.



ALIGNS WITH
U.N. SUSTAINABLE
DEVELOPMENT
GOALS



In May 2022, the Children's Food & Beverage Advertising Initiative (CFBAI) in the U.S.A., whose 22 participants include leading food, beverage and quick serve restaurant companies, revised its Core Principles (which came into force on 1 January 2023) in a manner similar to IFBA's Global Policy by expanding the requirement to include children under age 13 and programming with an audience of 30% or more of children. Similarly, the Children's Confection Advertising Initiative (CCAI) updated its Core Principles which will be implemented on or before 1 January 2024.

The EU Pledge follows the same principles as the IFBA Global Policy and covers digital marketing and traditional media directed to children under the age of 13.

Our actions have delivered concrete results and led to positive changes in the foods that are marketed to children around the world. Today, foods are lower in fat, sugar and salt and provide more nutrient-dense foods and/or important nutrients such as calcium and vitamin D to the diet.

2022 Compliance Reports

IFBA is committed to ensuring transparency and accountability in the implementation of its responsible marketing commitments.

We report key compliance results of IFBA's Global Policy as well as key compliance results of regional and national marketing pledges in which our members participate.

Third-party analyses of compliance in 2022 under the IFBA Global Policy, the EU Pledge and the U.S.A. CFBAI and CCAI, all confirmed high levels of compliance. Monitoring in 2022 for the IFBA Global Policy and the EU Pledge was the first to measure compliance against the strengthened commitments which came into force on 1 January 2022 and 30 June 2022 respectively. Any instances of non-compliance were reported to the member concerned for corrective action.

IFBA Global Responsible Marketing Policy¹ KEY COMPLIANCE RESULTS

 **91.3%** TV

1,888,129 spots aired in Q1 2022 analyzed in five sample markets - Colombia, India, Japan, New Zealand, South Africa

 **99.8%** Digital

2,268,046,317 impressions during April 2022 analyzed in five sample markets - Australia, Germany, Indonesia, Mexico and Vietnam

Read the [IFBA 2022 Global Marketing Policy Compliance Report](#)

¹ Ebiquty, a world leader in media investment analysis, was commissioned to analyze IFBA members' advertising activities on TV and digital in a globally representative sample of markets.





CFBAI & CCAI²

KEY COMPLIANCE RESULTS

 **99.5% TV**

Snapshot of Food Advertised on Children's TV:

- ▶ Only **4 food categories** – cereals, small meals, meals and waffles and pancakes - advertised on TV (down from 9 in 2021)
- ▶ **All participants' ads** featured foods that provide a food group or an under-consumed nutrient of public health concern, such as calcium or Vitamin D

 **Digital**

No instances of non-compliant advertising

Read the [Children's Food and Beverage Advertising Initiative](#) and [Children's Confection Advertising Initiative 2022 Annual Report](#)

EU Pledge³

KEY COMPLIANCE RESULTS

In addition to monitoring compliance of the marketing pledge directed to children under 13, in 2022, the EU Pledge also monitored compliance with the ICC Code and Framework (regardless of age). The percentages reported below for Brand Websites, Social Media Pages and Influencer Profiles present compliance results for the pledge on marketing to children under 13 only.

For the combined compliance results on the ICC Code and Framework and marketing to children pledge, read the [EU Pledge 2022 Monitoring Report](#).

 **98.2% TV**

1,622,711 spots analyzed in six sample markets – Croatia, France, Germany, Italy, Poland and Spain

 **92.73% Brand Websites**

 **97.24%**

Brand Social Media Pages

 **97.24%**

Influencer Profiles

² CFBAI monitors and evaluates participants' compliance with their individual pledges, including regular assessment of advertising on TV, websites, digital content and other covered media. In addition, CFBAI and CCAI participants must submit annual self-assessment reports.

³ EU Pledge members commissioned independent third parties to monitor members' compliance with the EU Pledge commitments: Ebiquity reviewed members' compliance relating to food and beverage advertising on TV. EASA (the European Advertising Standards Alliance) reviewed members' compliance on brand websites, social media pages and company-recognized influencer profiles. The EASA monitoring programme was externally reviewed by Professors Liselot Hudders and Dieneke Van de Sompel from Ghent University (Belgium).

HEALTHY, SUSTAINABLE LIVING

Promote good nutrition and healthy lifestyles in the workplace and in communities around the world



As some of the world's leading food and beverage companies, we are using our global scale and reach to help address global challenges. Working in partnership with UN agencies, governments, NGOs and industry peers around the world, we are creating and implementing programmes designed to have a lasting impact on the health and wellbeing of our employees and the people in the communities where we operate. Following are a few examples:

THE COCA-COLA COMPANY Creating economic opportunities in communities around the world

The Coca-Cola Foundation's mission is to make a difference in communities where the company operates and where its employees live and work. Economic empowerment is one of the Foundation's six priority giving pillars. The Foundation envisions

inclusive economies around the world with expanded opportunities for shared prosperity, especially for the communities that face the greatest barriers to advancing their wellbeing. Working in partnerships with governments and NGOs, the Foundation delivers programmes tailored to local needs. For example, in Nepal, the Saksham initiative has provided skills training, planning tools and networking opportunities to help more than 1,000 small-scale women entrepreneurs from three provinces grow their retail



ALIGNS WITH
U.N. SUSTAINABLE
DEVELOPMENT
GOALS





businesses. In Kazakhstan, the Belesteri (“Stepping Stones”) programme has empowered more than 50,000 aspiring business owners in rural areas over the last ten years, helped create more than 300 jobs and provided life-changing income streams for hundreds of families. In Latin America, the Coca-Cola system continued to support small retailers to rebound from the adverse economic impacts of COVID-19 through business and financial skills training programmes in Bolivia, Brazil, Chile, Colombia, Costa Rica, the Dominican Republic, Ecuador, Mexico, Paraguay and Peru. And in Africa, Coca-Cola Beverages Africa recently expanded its approach to promoting economic inclusion across its value chain to include under-served women, youth and persons with disabilities, working with local non-profits to launch entrepreneurship and employability programmes in Ethiopia, Kenya, South Africa, Tanzania and Uganda.

USD94.8 MILLION CONTRIBUTED TO 301 ORGANIZATIONS GLOBALLY

IN 2022, SKILLS TRAINING FOR 15,000 WOMEN ENTREPRENEURS IN KAZAKHSTAN AND 1,000 WOMEN IN NEPAL



Santi Vedri

FERRERO Protecting Children’s Rights in Cocoa Sourcing Communities

In Côte d’Ivoire and Ghana, Ferrero has made children’s rights a central pillar of its sustainability programme. The company is working with governments, children’s rights organizations, suppliers and industry to eradicate child labour from all cocoa supply chains. Child Labour Monitoring and Remediation Systems (CLMRS), have been established to identify and remediate cases of child labour. In 2021, Ferrero renewed and expanded its long-term strategic partnership with Save the Children to 65 communities in the Haut-Sassandra region of the Côte d’Ivoire. Working with local and national authorities, the project focuses on community development, child protection, access to quality education, food security and empowerment of women and adolescents. The project aims to directly target 37,000 beneficiaries (of which 15,000 are

children) and a total of 90,000 people (including 49,000 children) indirectly, through mass awareness and outreach activities over five years. In addition to this project, Save the Children will also provide strategic guidance and technical support to Ferrero and its suppliers to ensure a harmonized approach to child protection in all sustainability programmes implemented by Ferrero’s cocoa suppliers in Côte d’Ivoire and Ghana. Ferrero and fellow IFBA member, Mondelēz International, are part of the Child Learning and Education Facility (CLEF), a public-private partnership among the Ivorian government, industry and donors which aims to reach approximately five million children in cocoa-growing areas and provide them with improved access to quality primary education.

99% OF COCOA DEDICATED FARMER GROUPS SUPPLYING FERRERO GLOBALLY ARE COVERED BY A CHILD PROTECTION SYSTEM

24 SCHOOLS AND 18 SCHOOL CANTEENS CONSTRUCTED OR RENOVATED¹

21,000 STUDENTS RECEIVED SCHOOL KITS AND 221 YOUTH SUPPORTED WITH VOCATIONAL TRAINING

¹ Total of 103 schools and 49 school canteens constructed or renovated to date.

GENERAL MILLS Supporting Employee Wellbeing and Development

General Mills takes a holistic approach to supporting the development and wellbeing of its employees and their families, creating a work environment that encourages innovation, collaboration, a learning mindset and flexibility that helps every employee bring their unique self to work every day. The company focuses on whole-person wellbeing – the physical, emotional, financial, career and social/community. General Mills provides a comprehensive set of resources and competitive benefits, including Spring Health (mental health support); My Wellbeing (a behaviour-change programme that helps employees prioritize their wellbeing including eating habits, sleep, physical activity, relationships and finances); health benefits; chronic condition management; competitive pay, retirement savings plan and stock ownership; and education assistance. In 2022, the company continued to build on its Work



with the Heart framework, a set of guiding principles for ways of working focused on how work gets done, not where. The framework allows for generous personal and team flexibility, enabling employees to work from home, the office and elsewhere based on their own needs and the needs of the business. Development and training of all employees is a core value at General Mills. A 2022 employment engagement survey revealed that 82% of employees feel they have the opportunity to improve their skills at the company.²

78% OF INACTIVE PEOPLE ARE MORE ACTIVE SINCE PARTICIPATING IN THE WELLBEING PROGRAMME

77% OF PARTICIPATING EMPLOYEES ARE MAINTAINING HEALTHY LIFESTYLES

56% OF HIGH-RISK PEOPLE HAVE LOST WEIGHT

361,000+ HOURS OF TRAINING COMPLETED BY EMPLOYEES³

90% OF EMPLOYEES SAY WORK WITH HEART HAS ALLOWED THEM TO BE MOST EFFECTIVE IN HOW THEY WORK⁴

² Annual global survey of salaried employees. October 2022.

³ includes 19,500+ salaried and wage employees annually.

⁴ Pulse survey of global salaried employees, August 2022.

GRUPO BIMBO Improving the Lives of People in Communities We are Part Of

In May 2022, Grupo Bimbo announced its new sustainability strategy focused on three pillars: Baked for You, Baked for Nature and Baked for Life. Baked for Life is about improving the lives of everyone the company reaches and empowering the communities in which it is a part of. The company has identified two goals for 2030 within the Baked for Life pillar: 1) to strengthen the implementation of Good Neighbor projects in each work centre; and promote a volunteering culture among associates, fostering the motivation to become an agent of change; and 2) to strengthen dedicated programmes in the value chain, especially those focused on small farmers and customers. Baked for Life encompasses three programmes – the Social Investment programme supports projects in collaboration with NGOs to promote health, environmental conservation, education and local community development; the Good Neighbor programme aims to strengthen ties with the communities surrounding the company’s bakeries, plants, and sales and distribution centres

to create projects offering sustainable solutions for all; and the Volunteering programme is where social leaders are developed through volunteers sharing their time, talent and hands with the people who need it most to generate positive changes in their lives.


MXN265M IN SOCIAL INVESTMENT DONATIONS (FINANCIAL AND IN-KIND) SUPPORTING 416 NGOS WORLDWIDE (+130 VS. 2021)

6.8M SLICES OF BREAD DONATED TO FOOD BANKS IN 99 COUNTRIES AROUND THE WORLD FROM THE ANNUAL GLOBAL BIMBO RACE

1M+ PEOPLE FROM 27 COUNTRIES BENEFITTED IN 231 INITIATIVES FROM THE GOOD NEIGHBOR PROGRAMME (+48% VS. 2021)⁵

10K+ VOLUNTEERS PARTICIPATED IN 211 PROJECTS

⁵ In 10 years, Grupo Bimbo has executed 1,489 projects.





KELLOGG COMPANY Fighting Childhood Malnutrition in Guatemala

Guatemala ranks first in Latin America and sixth in the world for the worst rates of child malnutrition. Completed in 2022, the company's Better Days to Grow Together, was a comprehensive social and educational programme that aims to help children and their families in Chimaltenango, Guatemala struggling with hunger to build new habits and improve their quality of life. The programme had four action pillars to promote food security, wellbeing, and to build long-term habits, such as nutrition education, gardening education and create opportunities for physical activity. It provided a daily breakfast of cereal, milk, and fruit, plus nutrition education to children and their families. Participants were trained in gardening skills and encouraged to create community and family gardens to harvest their own food. Families were also educated on cooking and eating as a family, encouraging them to make

better use of the food they have access to; and to embrace physical activity through recreational and community activities. To ensure a holistic and sustainable approach, the company partnered with eight Guatemalan partners, including the Ministry of Food and Nutrition Security of the Presidency, Walmart Central America, United Way Guatemala, Zamorano University and several food banks. The programme supports Kellogg's Better Days® Promise, a global purpose platform to advance sustainable and equitable access to food by addressing the intersection of wellbeing, hunger, sustainability, and equity, diversity and inclusion by creating better days for three billion people by the end of 2030.

**75% OF THE 500 CHILDREN
EVALUATED, IMPROVED THEIR
WEIGHT AND GROWTH**


**SEVERITY OF CHRONIC
MALNUTRITION WAS
REDUCED BY 10%**

**6,500 PEOPLE FROM
25 COMMUNITIES BENEFITTED**

**65 COMMUNITY AND FAMILY
GARDENS BUILT**

MONDELÉZ INTERNATIONAL Helping to Lift People in Cocoa Communities

Mondelēz International's signature sustainable cocoa sourcing programme, Cocoa Life, aims to help tackle the complex challenges cocoa farmers and their communities face, including climate change, deforestation, gender inequality, poverty and child labour. In 2022, the company worked with NGOs and cocoa suppliers to help support farmers and their communities in seven cocoa-producing countries - Brazil, Côte d'Ivoire, the Dominican Republic, Ghana, India, Indonesia and Nigeria. The company also made key advances to enhance social sustainability and human rights, including the launch of a new Strategy to Help Protect Children, designed to enhance child protection systems and improve access to quality education, an underlying cause of child labour. Developing approaches to help strengthen farmers reach a living income has been a core focus of the





Cocoa Life programme. For example, in 2022, household incomes in Côte d'Ivoire grew by approximately 7% compared to 2019. Cocoa Life continues to work with more than 150,000 households in Cote d'Ivoire and Ghana to make cocoa farmers more resilient to economic volatility by helping them to build household income from additional sources beyond cocoa. In 2022, in local currency, non-cocoa income among households in the Cocoa Life programme increased by nearly 217% in Cote d'Ivoire (comparing 2019 to 2022) and nearly 51% in Ghana (comparing 2019 to 2022). Cocoa Life farmers are also trained on Good Agricultural Practices to increase yield and protect the environment.



Annie Spratt

PEPSICO Improving Livelihoods in Agricultural Supply Chains and Communities

In 2021, PepsiCo established a goal of improving the livelihoods of 250,000 people in its agricultural supply chains and communities by 2030, focusing on supporting economic prosperity, farmer and farm worker security; and women's economic empowerment. In September 2022, PepsiCo launched the Livelihoods Implementation Framework for Engagement (LIFE) to establish a roadmap and define metrics to calculate progress. In partnership with governments and NGOs, including the U.S. Agency for International Development (USAID),

Inter-American Development Bank (IDB), and CARE, among others, PepsiCo is working to build resilient supply chains. The PepsiCo/USAID Global Development Alliance (GDA), Investing in Women to Strengthen Supply Chains programme, is a global partnership that aims to make the business case for empowering women in agricultural supply chains, demonstrating that gender transformative procurement can drive commercial benefits. The GDA builds on lessons learned from the PepsiCo/USAID project in West Bengal which has helped more than 1,100 women potato producers gain agricultural training. In 2022, 97% of women reported they had applied and shared the skills gained and 95% reported improved confidence as a farmer with 55% reporting an increase in income from potato farming. It is

expected that ultimately, this programme will reach more than 300,000 women. Through the Next Generation Agriculture Fund, a three-year partnership with IDB, PepsiCo is working to enhance the role of women as strategic partners in its potato supply chains in the Dominican Republic, Ecuador and Guatemala. The PepsiCo Foundation is also partnering with CARE to tackle gender inequality in agriculture through the She Feeds the World (SFTW) programme which aims to provide training, resources and economic support to five million women farmers and their families worldwide to help them increase crop yields and income.

- AN ADDITIONAL USD600M PLEDGED TO COCOA LIFE THROUGH 2030, FOR A TOTAL USD1B INVESTMENT SINCE 2012
- 220,000 FARMERS ARE PART OF COCOA LIFE (2030 GOAL - ~300,000)⁶
- 74% OF COCOA LIFE COMMUNITIES IN WEST AFRICA ARE COVERED BY A CHILD PROTECTION SYSTEM (+21% VS. 2021)

- >11,000 PEOPLE POSITIVELY IMPACTED (2030 GOAL: 250,000)⁷
- 55% OF WOMEN FARMERS IN WEST BENGAL, INDIA REPORTED AN INCREASE IN INCOME FROM POTATO FARMING
- 1.3M PEOPLE REACHED IN EGYPT, PERU, THAILAND. UGANDA AND VIETNAM THROUGH SHE FEEDS THE WORLD⁸

⁶ Farmers trained, coached or having a farm development plan on Good Agricultural Practices to increase yield and protect the environment.

⁷ Metric counts the cumulative people impacted since 2021.

⁸ Metric counts the cumulative people impacted since 2019.

SUSTAINABLE AGRICULTURE



Agriculture is the foundation of the food system. To ensure healthy, sustainable and inclusive food systems, an efficient, resilient and sustainable agricultural system is critical.

IFBA members are working to create secure sustainable agricultural supply chains in ways that protects and restores the earth, promotes equity and social wellbeing, improves rural livelihoods and empowers women and builds thriving communities.

IFBA members rely on secure supplies of high-quality raw ingredients to meet the demands of their business and produce the foods and beverages consumers have come to expect. They have committed to source their raw ingredients sustainably – grown and produced in a way that conserves natural resources and protects and strengthens farming communities and farmer livelihoods.

Our supplier base is global and complex, involving multiple tiers of suppliers. Each IFBA member has adopted supplier codes of conduct and other relevant sourcing policies to ensure that the raw ingredients they source have been produced to their requisite standards and to

encourage continuous improvement across key environmental, social and ethical indicators of sustainable, responsible agriculture.

While these supplier codes of conduct may differ from IFBA member to member, they generally incorporate several pillars of activity – traceability of raw ingredients back to their origin and transparency throughout the supply chain; strong due diligence, supplier risk management practices and mitigation programmes; third-party certifications and standards; respect for the rights of people within the supply chain; and a commitment to conserving and restoring the environment and natural resources.



ALIGNS WITH
U.N. SUSTAINABLE
DEVELOPMENT
GOALS





2022 Progress

THE COCA-COLA COMPANY

64%

of 12 global priority ingredient volumes for mangoes, grapes, sugar cane, apples, corn, tea, sugar beets, pulp and paper, oranges, lemons, coffee and soybeans were sustainably sourced to The Coca-Cola Company's Leader standard¹

Supply volume verified to third-party standards, including Bonsucro for sugar, the Sustainable Agriculture Initiative Platform—Farm Sustainability Assessment (FSA) for crops including sugar cane, sugar beets and fruit; the Round Table for Responsible Soy for soybeans; the Rainforest Alliance for coffee and tea; the Forest Stewardship Council for pulp and paper; and Field to Market for U.S. corn, among other crops.

¹ Leader standard represents supply volume verified to a company-approved, third-party validation, that is aligned with the company's Principles for Sustainable Agriculture.

FERRERO

96%

of cocoa traceability back to farm level and 82% of entire cocoa volume sourced from farmer groups supported through Ferrero's sustainability programme

100%

of palm oil volume RSPO certified segregated, with 99.95% traceable to 146 palm oil mills and 722 plantations.²

79%

hazelnut traceability to farm gate³

100%

of European eggs are cage-free, representing about 93% of all eggs used

² The segregation model ensures sustainable palm oil is kept separate from the plantations and farms, and all the way along the supply chain.

³ FY 2021/22

GENERAL MILLS

Updated the Supplier Code of Conduct to include expanded protections for human rights

235,700
acres

engaged through programmes to advance regenerative management

337

supplier sites audited in 40 countries - 99 audits with no findings and 39 audits with significant incidents, the majority of which related to health and safety.⁴

60%

of eggs are cage-free or free-range⁵

⁴ The audits follow the Sedex Members Ethical Trade Audit (SMETA) protocol and are performed by accredited third-party auditors. Significant incidents required the supplier to go through a root cause analysis and submit a Corrective Action Plan, followed by a review by the audit company.

⁵ 2025 target: 100%

GRUPO BIMBO

80%

of palm oil volume RSPO certified (2023 Goal: 100%)

100%

of eggs in France and the U.K. and 60% in Canada are cage-free

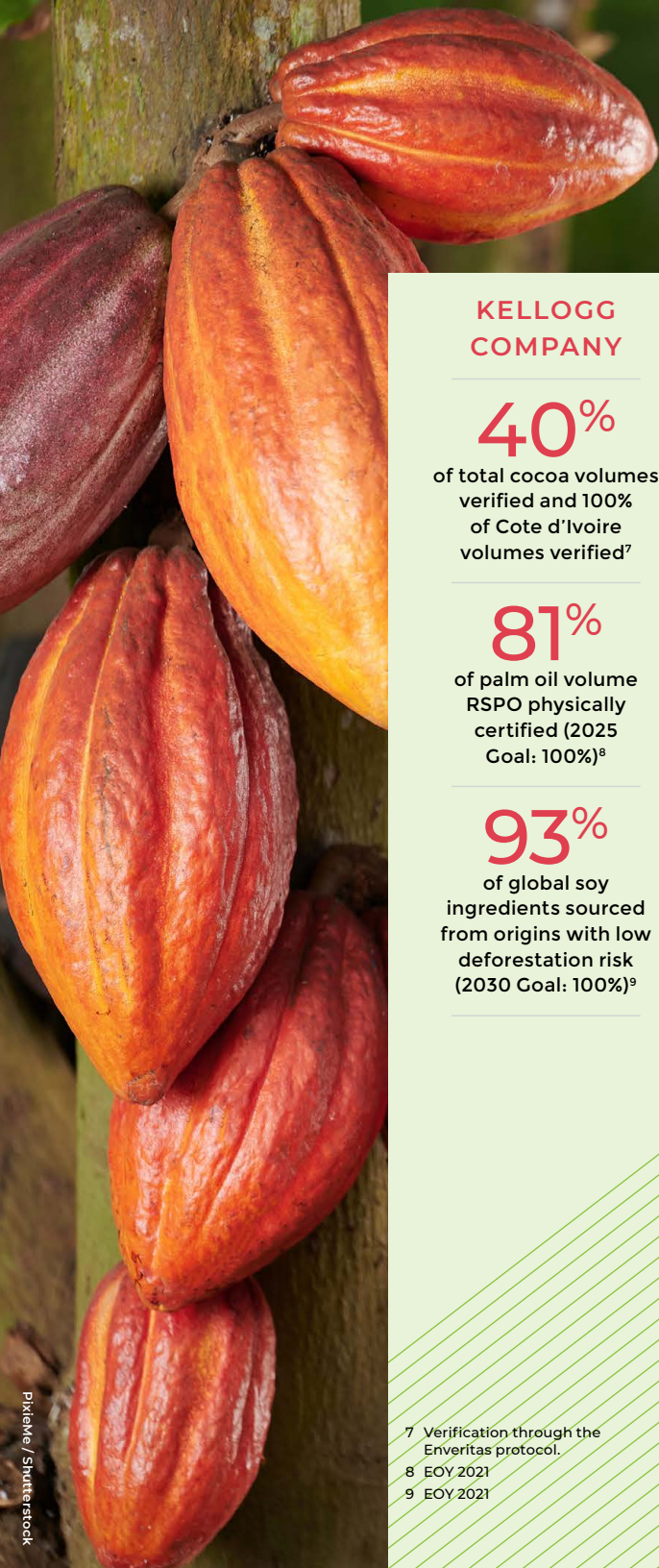
46%

of soy sourced from Canada and the U.S.A. (low-risk areas)⁶

⁶ During 2022, Grupo Bimbo mapped 89% of its supply chain against its Global Agricultural Policy and found 54% of soy came from high-risk countries such as Argentina, Bolivia, Brazil and Paraguay. Although most are covered by responsible sourcing mechanisms, action plans were agreed, based on the gaps identified.



Photo: Shutterstock



KELLOGG COMPANY

40%

of total cocoa volumes verified and 100% of Cote d'Ivoire volumes verified⁷

81%

of palm oil volume RSPO physically certified (2025 Goal: 100%)⁸

93%

of global soy ingredients sourced from origins with low deforestation risk (2030 Goal: 100%)⁹

MONDELĒZ INTERNATIONAL

80%

of cocoa volume for chocolate brands sourced sustainably through Cocoa Life (2025 Goal: 100%)¹⁰

98%

of wheat volume for European biscuit production grown under the Harmony Wheat sustainable sourcing programming (2030 Goal: 100%)

43%

of eggs globally are cage-free¹¹ (2025 Goal: 100%)

100%

of palm oil volume RSPO certified¹²

PEPSICO

90+%

of grower-sourced crops (potatoes, whole corn and oats) sustainably sourced

~55%

of supplier-sourced key ingredients sustainably sourced (2030 Goal: 100%)

900K+

acres farmed with regenerative farming practices (2023 Goal: 7M acres)¹³

99%

of palm oil RSPO physically certified sustainable palm oil¹⁴

⁷ Verification through the Enveritas protocol.

⁸ EOY 2021

⁹ EOY 2021

¹⁰ The goal and reported information for cocoa volume sourced is based on a mass balance approach.

¹¹ The term "egg(s)" means egg(s) produced by hens (i.e. female chickens).

¹² Excludes palm oil procured by third-party external manufacturers & co-packers for use in manufacturing Mondelez International finished goods.

¹³ Metric counts the cumulative number of regenerative acres since 2021. PepsiCo considers an acre as delivering regenerative impact when the adoption of regenerative agriculture practices results in quantified improvements in at least two of the environmental impact areas, with a preference for GHG to be one impact area.

¹⁴ We maintained our sourcing through the RSPO Mass Balance physically certified supply chain model and procured de minimis Independent Smallholder Credits to achieve 100% RSPO certification in 2022.



2022 PROGRESS REPORT

ifba

About This Report

This report provides a snapshot of the progress IFBA and its members made in 2022 against their core global commitments of product formulation and innovation, the provision of nutrition information to consumers, responsible marketing and the promotion of healthy, sustainable living. The results represent progress for all members for the 2022 calendar year, except for Ferrero and General Mills who report on a fiscal year basis, ending 31 August 2022 and 29 May 2022 respectively. In October 2023, the Kellogg Company completed the separation of its North American cereal business into two independent public companies - WK Kellogg Co. and Kellanova. Kellanova is the designated IFBA member.

© February 2024
The International Food & Beverage Alliance. This report is the property of the International Food & Beverage Alliance and may not be reproduced in whole or in part without the permission of the Alliance.